

OVERSEAS POSTAL VOTERS/ PENGUNDI POS LUAR NEGARA

global bersih
MALAYSIANS ACROSS BORDERS

WHAT SHOULD YOU DO WHEN YOU GET YOUR VOTING DOCUMENTS?
APA ANDA PERLU LAKUKAN SELEPAS MENERIMA DOKUMEN UNDI
ANDA?

STEP 1

YOU WILL RECEIVE AN ENVELOPE MARKED 'KEUTAMAAN' FILLED WITH:

- A WHITE ENVELOPE LABELED A, MARKED 'PARLIMEN'. THIS CONTAINS A BALLOT
- AN ENVELOPE LABELED B, MARKED 'PARLIMEN' CONTAINING FORM 2


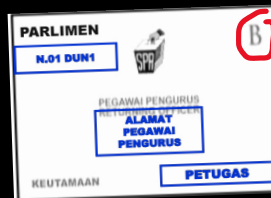
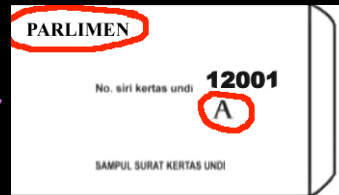
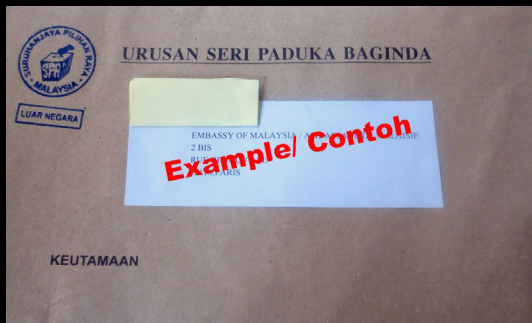
FOR VOTERS IN PAHANG, PERLIS, PERAK AND BUGAYA (SABAH) EXTRA ENVELOPE A CONTAINING 'NEGERI' BALLOT' AND EXTRA ENVELOPE B CONTAINING FORM 2 FOR THE STATE ELECTION

LANGKAH PERTAMA

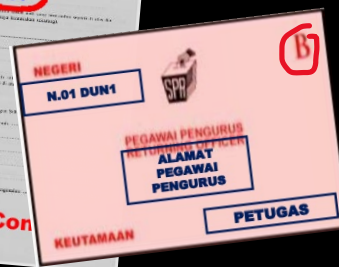


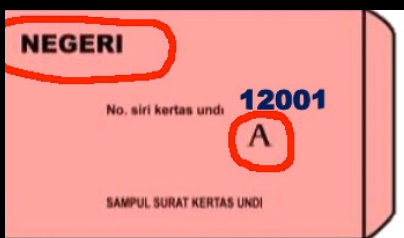
ANDA AKAN MENERIMA SAMPUL BERLABEL 'KEUTAMAAN' YANG MENGANUNGI:

- SATU SAMPUL BERLABEL A BERLABEL 'PARLIMEN' YANG MENGANUNGI SATU KERTAS UNDI
- SATU SAMPUL BERLABEL B BERLABEL 'PARLIMEN' YANG MENGANUNGI BORANG 2

PENGUNDI DI PAHANG, PERLIS, PERAK DAN BUGAYA (SABAH) - SAMPUL A TAMBAHAN DENGAN KERTAS UNDI BERLABEL 'NEGERI' DAN SAMPUL B TAMBAHAN DENGAN BORANG 2 UNTUK PILIHAN RAYA NEGERI.



PAHANG, PERLIS, PERAK
AND BUGAYA (SABAH)

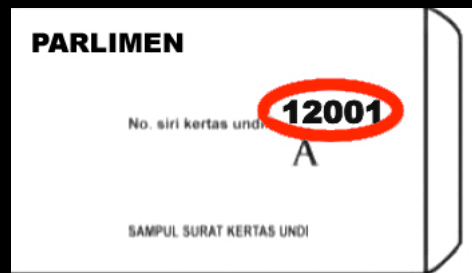



STEP 2

THE SERIAL NUMBER ON THE BALLOT PAPER MUST BE IDENTICAL TO FORM 2 AND ENVELOPE A.

LANGKAH KEDUA

PASTIKAN NOMBOR SIRI KERTAS UNDI ADALAH SAMA PADA BORANG 2 DAN SAMPUL A.



MARK YOUR VOTE ON THE BALLOT, FOLD IT AND PUT THE BALLOT IN 'ENVELOPE A'.

TANDAKAN PILHAN ANDA DALAM KERTAS UNDI, LIPAT DAN MASUKKAN KERTAS UNDI KE DALAM 'SAMPUL A'.

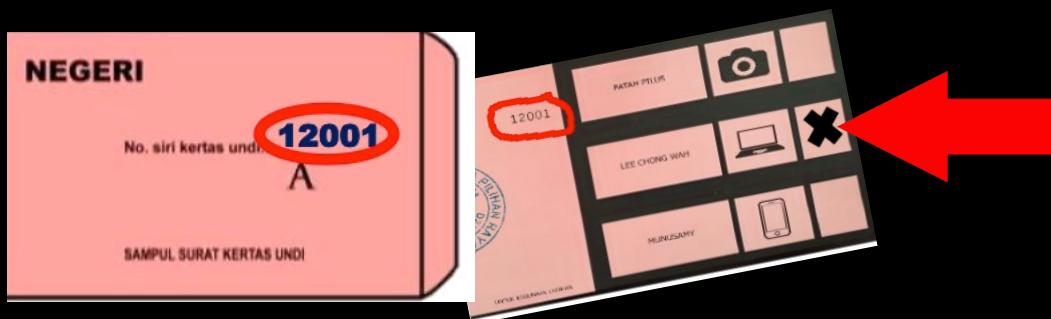


VOTERS IN PAHANG, PERLIS, PERAK AND BUGAYA (SABAH)

MAKE SURE THAT YOU PUT THE RIGHT BALLOT INTO ITS CORRESPONDING 'ENVELOPE A'. BALLOTS PUT IN WRONG 'ENVELOPE A' WILL NOT BE COUNTED.

PENGUNDI DI PAHANG, PERLIS, PERAK DAN BUGAYA (SABAH)

PASTIKAN ANDA MEMASUKKAN KERTAS UNDI YANG BETUL KE DALAM 'SAMPUL A' YANG BETUL UNTUK MENGELAKKAN UNDI ROSAK.



STEP 3

READ CAREFULLY THE 'INSTRUCTIONS TO VOTERS' ON THE BACK OF FORM 2 AND COMPLETE THE FORM. INCOMPLETE FORM 2 MAY CAUSE THE BALLOT PAPER TO BE REJECTED. FORM 2 NEEDS TO BE WITNESSED (SIGNATURE AND I.C. NUMBER) BY A MALYSIAN CITIZEN AGED 18 YEARS AND ABOVE.

LANGKAH KETIGA

BACA DENGAN TELITI "ARAHAN KEPADA PENGUNDI" DI BELAKANG BORANG 2 DAN LENGKAPKAN BORANG 2 DENGAN TELITI. BORANG 2 PERLU DISAKSIKAN (TANDATAGAN DAN NOMBOR I.C.) OLEH WARGANEGARA MALAYSIA BERUMUR 18 TAHUN KE ATAS.

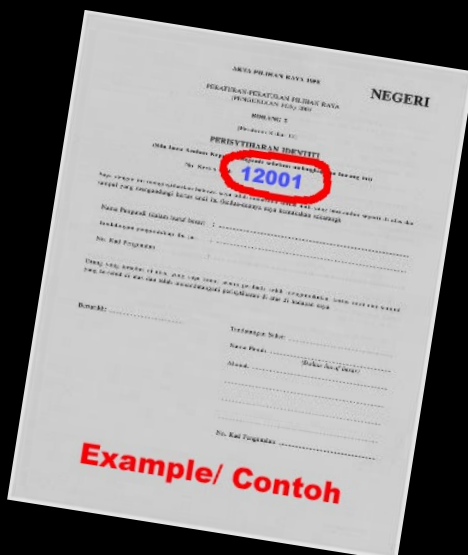


VOTERS IN PAHANG, PERLIS, PERAK AND BUGAYA (SABAH)

COMPLETE BOTH 'FORM TWO' - ONE FOR STATE AND ONE FOR PARLIAMENT.

PENGUNDI DI PAHANG, PERLIS, PERAK DAN BUGAYA (SABAH)

ISIKAN KEDUA-DUA 'BORANG DUA' DENGAN LENGKAP- SATU UNTUK NEGERI DAN SATU UNTUK PARLIMEN.

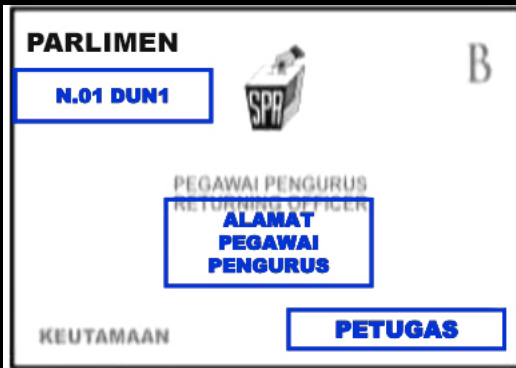


STEP 4

PUT THE FORM 2 AND ENVELOPE A CONTAINING THE BALLOT PAPER INTO THE ENVELOPE B. SEAL THE ENVELOPE B.

LANGKAH KEEMPAT

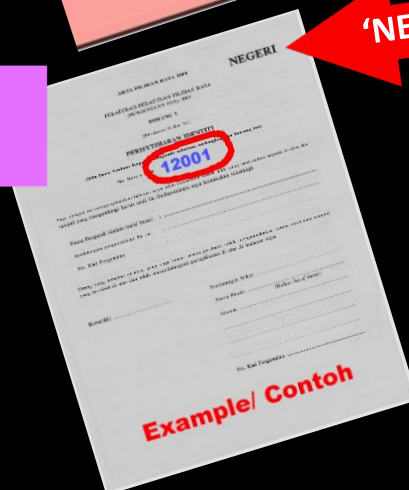
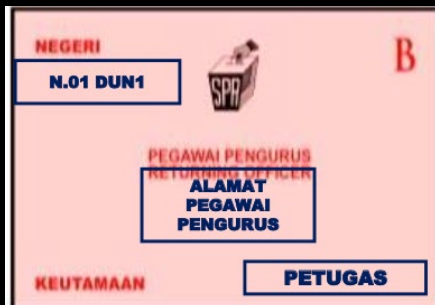
MASUKKAN BORANG 2 DAN SAMPUL A YANG MENGANDUNGI KERTAS UNDI KE DALAM SAMPUL B. GAMKAN SAMPUL B.



Example/ Contoh

PAHANG, PERLIS, PERAK AND BUGAYA (SABAH)

PAHANG, PERLIS, PERAK DAN BUGAYA (SABAH)



'NEGERI'

Example/ Contoh





STEP 5

PLEASE PUT BOTH ENVELOPES INTO A BIGGER ENVELOPE AND MAIL / COURIER THIS ENVELOPE TO THE 'RETURNING OFFICER' (ADDRESS IS ON ENVELOPE B). THIS MAIL MUST ARRIVE BY **5PM** ON POLLING DAY (**19 NOVEMBER**) FOR PENINSULAR MALAYSIA, SABAH AND SARAWAK.

IF YOU PLAN TO FLY BACK TO DELIVER YOUR BALLOT BY HAND, DELIVER IT TO THE ADDRESS ON ENVELOPE B BEFORE **5PM** ON POLLING DAY (**19 NOVEMBER**) FOR PENINSULAR MALAYSIA, SABAH AND SARAWAK.

LANGKAH KELIMA

MASUKKAN KEDUA-DUA SAMPUL KE DALAM SATU SAMPUL YANG MUAT DAN HANTAR SAMPUL INI KE ALAMAT DI SAMPUL B. KERTAS UNDI ANDA MESTI SAMPAI KE 'PENGAWI PENGURUS' SEBELUM 5PM DI SEMENANJUNG MALAYSIA, SABAH DAN SARAWAK PADA HARI MENGUNDI (19 NOVEMBER).



**OVERSEAS MALAYSIANS
YOUR VOTE COUNTS**